



Wheeler High School

Principal

Dr. Peter Giles

375 Holt Road Marietta, Georgia 30068

Main Office
770-578-3266
770-578-3268 Fax
www.wheelerhigh.com

Magnet
770-578-3286
770-578-3287 Fax
www.wheelermagnet.com

Counselors

A-G - Jacquelyn Edwards
Jacquelyn.Edwards@cobbk12.org

Rb-Z - Erica Dailey
Erica.Dailey@cobbk12.org

E-K & AVID - Jasmine Cotson
Jasmine.Cotson@cobbk12.org

Magnet 9th-12th Grades
Sumana Moudgal
Sumana.Moudgal@cobbk12.org

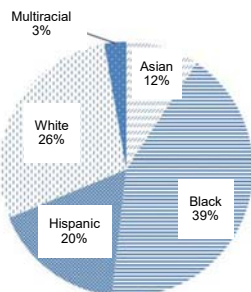
L-Ra - Kara Mills
Kara.Mills@cobbk12.org

CEEB & ETS Code: 112010

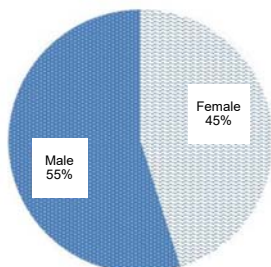
School Information

- Four year public high school located 19 miles northwest of Atlanta
- Total enrollment approximately 2,100
- One of 16 high schools in Cobb County School District
- A uniquely diverse student body made up of students from over 60 countries

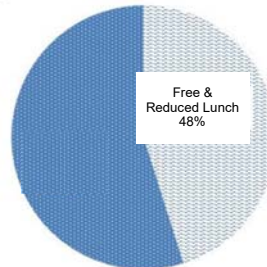
Ethnicity



Gender



Economic Diversity



School Day

Four Block Classes per Semester
18 Weeks per Semester
Total School Year: 2 Semesters, 180 Days

Graduation Requirements

English/Language Arts	4
Math	4
Science	4
Social Studies	3
Career, Technical & Agricultural Education, &/or Modern Language/Latin &/or Fine Arts	3
Health & Physical Education	1
Electives	4
Total Units	23

Senior Project

All Seniors complete a mandatory Research Project in English classes, consisting of four components: research paper, physical product, portfolio, and oral presentation.

National Merit

47 Students in the Class of 2018 were awarded National Merit or National Achievement Recognition

National Competitions

Our students have received national recognition in many prestigious competitions. The list includes:

- Siemens Westinghouse Science Competition Regional Finalists
- Siemens Westinghouse Science Competition Semifinalists
- Intel Science Talent Search Semifinalists
- Young Epidemiology Scholars Competition Finalists
- Conrad Innovation Challenge Award



The Center for Advanced Studies in Science, Math and Technology Magnet Program

Magnet Coordinator, Dr. Cheryl Crooks • Program Advisor, Stacy Regitsky • Counselor, Sumana Moudgal

- Founded in 2000, The Center for Advanced Studies offers a unique and advanced curriculum in science, math, and technology to Cobb County high school students.
- Admission into the Magnet program is highly competitive, and approximately 20 to 30 percent of applicants are accepted each year.
- Students are evaluated for admissions based on standardized test scores, grades and teacher recommendations.
- There are currently 465 students in the program and 83 students in the Class of 2018.
- The Center for Advanced Studies exists as a "school within a school". Magnet students are required to take a specific curriculum of Magnet Math and Science Courses in 9th and 10th grades. In 11th and 12th grades, Magnet students are able to choose from a variety of AP & Post AP Math and Science options.
- The Center is a member of the NCSSMST, a Consortium of specialized schools whose primary purpose is to attract and academically prepare students for leadership in mathematics, science and technology.
- Students must maintain a grade of 3.0 or higher in all Magnet Math and Science Classes in order to remain in good standing in the program. Students who do not meet this expectation are placed on academic probation and may subsequently be removed from this program if grades do not improve.

Magnet Seal Requirements

Magnet Recognized Math & Science	10
Magnet Recognized Technology & Fine Arts	4
Advanced Scientific Internship & Research	2
AP Calculus or AP Statistics	1

Magnet Internship & Research

Every graduating magnet senior is required to complete our Post AP Scientific Internship and Research courses which are taken together as a 3 hour pair. Students participate in an advanced internship with a mentor at an off-site research center or business. Students must spend a minimum of 110 hours at their internship site during the semester.

Throughout their internship, they are required to compile a well documented, juried, in-depth research paper. At the conclusion of this capstone experience, students prepare and deliver a comprehensive presentation to faculty, mentors and peers.

Non-Magnet students can take these courses if they have met the pre-requisites and space is available.

Grading System & Rank

Class Rank

Class rank is cumulative for four years and weighted according to the level of the curriculum. All classes and all students are calculated in the class rank.

Grading Scale

Grade Point Average (GPA) is computed on a 4.0 scale, with an extra quality point given for AP courses and Post-AP courses. An extra 0.5 quality point is given for magnet and honors level classes.

A = 90-100
B = 80-89
C = 74-79
D = 70-73
F = 69 & below

*Quality points for Non-Weighted Courses
A=4, B=3, C=2, D=1, F=0*

GPA

Cumulative Grade Distribution for the Class of 2017

449 Graduates

Highest Weighted GPA	4.697
Lowest Weighted GPA	1.127
Average Weighted GPA	3.319
Highest Un-weighted GPA	4.0
Lowest Un-weighted GPA	1.127
Average Un-weighted GPA	3.099

Transcript Legend

(Non-Wheeler Courses)

CVA - Cobb Virtual Academy
GV - Georgia Virtual
DE - Dual Enrollment

Advanced Curriculum

Due to the level of difficulty, some Wheeler courses receive extra weight in calculating a student's grade point average (GPA). Additional quality points are calculated into the overall GPA and are not reflected in the numerical averages.

Honors Courses (H)

.5 bonus quality point awarded

Honors Biology Honors Chemistry Honors Physics Honors World Lit/Comp Honors Forensic Science Honors Anatomy/Physiology Honors Calculus Accelerated CCGPS Coordinate Algebra/Analytic Geometry A Accelerated CCGPS Analytic Geometry B/Advanced Algebra Accelerated CCGPS Precalculus	Honors Econ/Government Honors US History Honors World History Honors World Geography Honors 9th Grade Lit* Honors American Lit/Comp Honors English Lit/Comp 3rd year Honors Foreign Language 4th year or higher Honors Foreign Language**
---	---

**No bonus quality point awarded*

***One bonus quality point awarded*

AP Courses

1 bonus quality point awarded

AP Statistics AP Calculus AB AP Calculus BC AP Biology AP Chemistry AP Physics 1 & 2 AP Physics C: Mechanics AP Physics C: E&M AP Environmental Science AP Psychology AP English Lit/Composition AP English Lang/Composition AP Computer Science Principles	AP Human Geography AP US History AP Government AP World History AP European History AP Micro/Macro Econ AP Spanish Language AP French Language AP Latin AP Studio Art: 2D, 3D & Drawing AP Music Theory AP Art History AP Computer Science A
---	--

Magnet Courses (M)

Higher rigor and faster pace than Honors Courses.

Required for all Magnet students
.5 bonus quality point awarded

Magnet Biology
 Magnet Biochemistry
 Magnet Chemistry
 Magnet Foundations*
 Advanced Aerospace Engineering

**No bonus quality point awarded.*

Foundations of Engineering may be substituted as an alternative..

Post AP Courses

Require at least one AP course as a prerequisite

1 bonus quality point awarded

Advanced Physics Principles & Robotics
 Advanced DNA/Genetic Research
 Chemical Engineering
 Advanced Organic Chemistry
 Honors Multivariable Calculus
 Advanced Scientific Research
 Advanced Scientific Internship

College Level Courses

Georgia Institute of Technology courses taught via video conferencing
1 bonus quality point awarded

Linear Algebra
 Multivariable Calculus
 Genetics



Facts & Figures

Class of 2017 ACT

	Eng	Math	Read	Science	Composite
Wheeler	25	24.7	25.1	26.1	25.1
Georgia	21	20.9	22	21.3	21.4
Nation	20.3	20.7	21.4	21	21

Class of 2017 SAT

	Reading & Writing	Math	Total
Wheeler	579	574	1153
Cobb Cty	554	534	1088
Georgia	535	515	1050

AP Scores (Exam Scores from May 2017)	Total Exams	Average Score	% Passing
Music Theory	7	3.29	71%
English Language & Composition	94	3.84	91%
English Literature & Composition	68	2.97	72%
Human Geography	53	3.45	77%
Macroeconomics	56	3.73	86%
Microeconomics	52	3.96	94%
Psychology	59	3.51	83%
European History	12	2.75	50%
United States Government & Politics	56	3.30	75%
United States History	92	3.59	87%
World History	131	3.55	90%
Calculus BC	81	4.35	96%
Computer Science A	17	3.24	76%
Computer Science Principles	111	3.54	90%
Statistics	82	3.55	87%
Biology	58	3.79	97%
Chemistry	56	2.89	61%
Environmental Science	46	3.48	78%
Physics 1	143	2.67	51%
Physics 2	37	3.46	89%
Physics C: Mechanics	31	3.90	90%
Chinese	1	5.0	100%
French Language & Culture	2	3.0	100%
Spanish Language	16	4.13	100%
Total	1361	3.49	82%

College Attendance

Class of 2017

Agnes Scott College	Harvard
Atlanta Institute of Music and Media	Health and Style Institute
Auburn University	Illinois Institute of Technology
Augusta University	Interactive College of Technology
Berry College	Kennesaw State University
Bratislava International School of Liberal Arts	Mercer University
Carnegie Mellon University	MidAmerica Nazarene University
Chattahoochee Technical College	Mississippi State University
Cheyney University of Pennsylvania	Morehouse College
Clark Atlanta University	New York University
Clayton State University	Piedmont College
Clemson University	Purdue University
Columbia University	Savannah College of Art and Design
Covenant College	Stetson University
Duke University	The Art Institute of Atlanta
Eastern Kentucky University	Thomas More College
Elaine Sterling Institute	University of Alabama
Emory University	University of Central Florida
Florida State University	University of Delaware
Fort Valley State University	University of Georgia
Fortis College	University of Illinois Urbana-Champaign
Georgetown University	University of Memphis
Georgia College	University of Michigan
Georgia Gwinnett College	University of Nevada, Las Vegas
Georgia Highlands College	University of North Carolina, Chapel Hill
Georgia Military College	University of North Georgia
Georgia Southern University	University of South Florida
Georgia State University	University of Southern California
Georgia State University Perimeter College	University of Tennessee
Georgia Tech	University of West Georgia
Gordon State College	Valdosta State University
Grossmont College	Vanderbilt University
Hartnell College	Wake Forest University
	Young Harris College

Scholarship Information

Class of 2017

- \$4,018,529.24 in total scholarships awarded (not including HOPE or Zell Miller Scholarships)
- 236 HOPE Scholarship eligible graduates

Post High School Plans

Class of 2017

- 66.3% attending 4-year
- 13.6 % attending 2-year
- 2% entering military

